

Model 385

FLUSH TIP PRESSURE TRANSMITTER



Viatran 385 flush tip sensor for hydraulic fracturing applications including manifold charge and pump suction pressure measurements.

- Special design minimizes torque effect on the diaphragm, which eliminates the need to make adjustments to the instrument after installation.
- Able to withstand pressure spikes up to 5x pressure range, extends life of the unit when cavitation is a risk in the system.
- Designed with rugged stainless steel diaphragm, minimizes wear on sensor which affects quality of data being collected.
- Fully sealed housing prevents fluid ingress which damages electronics and shortens life of unit.
- Flush sensor prevents clogging, less down time for cleaning.



PERFORMANCE

Standard Pressure Ranges	0-100,150,160, 200, 250, 300, 400, 500, 1,000 PSI Sealed
Static Error Band.....	≤ ±0.5% FSO (Includes BFSL, Hysteresis and Repeatability by RSS)
Compensated Temperature Range	70°F to 170°F (21°C to 77°C)
Operating Temperature Range.....	-40°F to 185°F (-40°C to 85°C)
Storage Temperature Range.....	-40°F to 250°F (-40°C to 120°C)
Long Term Stability (%FSO)	≤±0.5% FSO per 6 months
Thermal Effect on Zero	≤±2% FSO per 100°F Typical
Thermal Effect on Span	≤±2% FSO per 100°F Typical

ELECTRICAL

Output Signal	4-20 mA
Supply Voltage	8-28 Vdc
Power Supply Regulation	<±.05% FSO per volt
Load Impedance.....	926 Ohms maximum at 28 volts DC
Circuit Protection.....	Reverse polarity protected, CE marked
RFI/EMI.....	CE EMC compliant as per IEC EN 61326-1 and EN 61326-2-3 Annex BB
Voltage Spike Protection	Withstand 1,000 volt spike per EN 61000-4-5
Insulation Resistance.....	<5 nS
Response Time.....	<2 mSec for 10-90% of final value

MECHANICAL

Standard Pressure Port.....	1/2" NPT (M)
Zero Effect from Installation	<±0.10% at 25 to 50 ft lbs
Proof Pressure	5x
Burst Pressure	20x

MATERIALS OF CONSTRUCTION

Wetted Materials	15-5 PH and 304L Stainless Steel (Inconel 718 optional)
Weight.....	8 oz. nominal

Viatran
38 Forge Parkway
Franklin, MA 02038 USA



Hotline: 1-800-688-0030
Phone: 1-716-629-3800
Fax: 1-716-693-9162

Email: solutions@viatran.com
Web: www.viatran.com



Model 385 FLUSH TIP PRESSURE TRANSMITTER

how to order

MODEL	PRESSURE RANGE	FORMAT	ELECTRICAL CONNECTION	PRESSURE CONNECTION	OPTIONS
385	AR	S	BH	*	
Pressure Range					
AM	0-100 psi				
AN	0-150 psi				
CA	0-160 psi				
AP	0-200 psi				
AQ	0-250 psi				
AR	0-300 psi				RapidShip 
AT	0-400 psi				
AU	0-500 psi				RapidShip 
AY	0-1,000 psi				
Format					
S	Sealed				
G	Contact factory for gage unit				
Electrical Connection					
BH	Welded - 6 Pin bayonet shell size 10				
ZE	Welded - 4 Pin Hermetic, shell size 14S, (MIL-DTL-5015H)				
ZU	Welded - Direct Coupled Cable				
Pressure Connection					
*	Standard 1/2" NPT (M)				
VQ	3/4"-16 UNF (M) (Includes Std Nitrile / NBR "O" ring)				
VR	G 1/2" (M) (Includes Std Nitrile / NBR ED Seal according to DIN 3869)				
Options					
GA	"O" Ring or ED Seal- VITON® / FKM material				
GD	"O" Ring - EPDM material (not available with "VR" option)				
NH	Customer Specified Identification				
PW	1/8 DIN Digital Indicator				
QK	Inconel 718 - for all wetted parts (minimum range is 0-150 PSI)				



RapidShip  : 2-Day turnaround available on select models.

Information is accurate to the best of Viatran's knowledge. We reserve the right to change specifications at any time. Please contact Viatran for specific order inquiries.

98DS385 Rev J



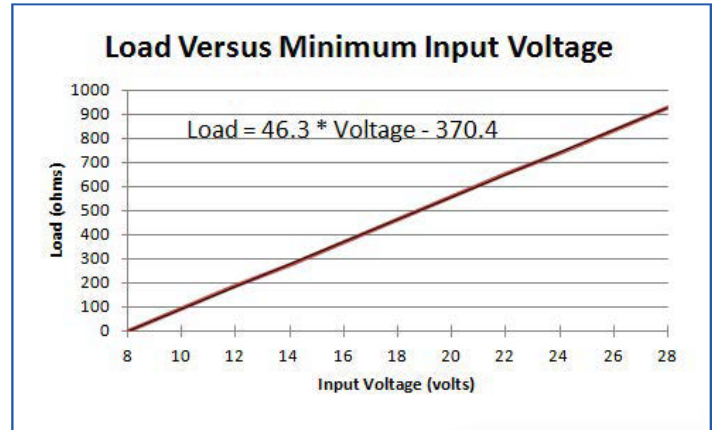
VIATRAN

Model 385 FLUSH TIP PRESSURE TRANSMITTER

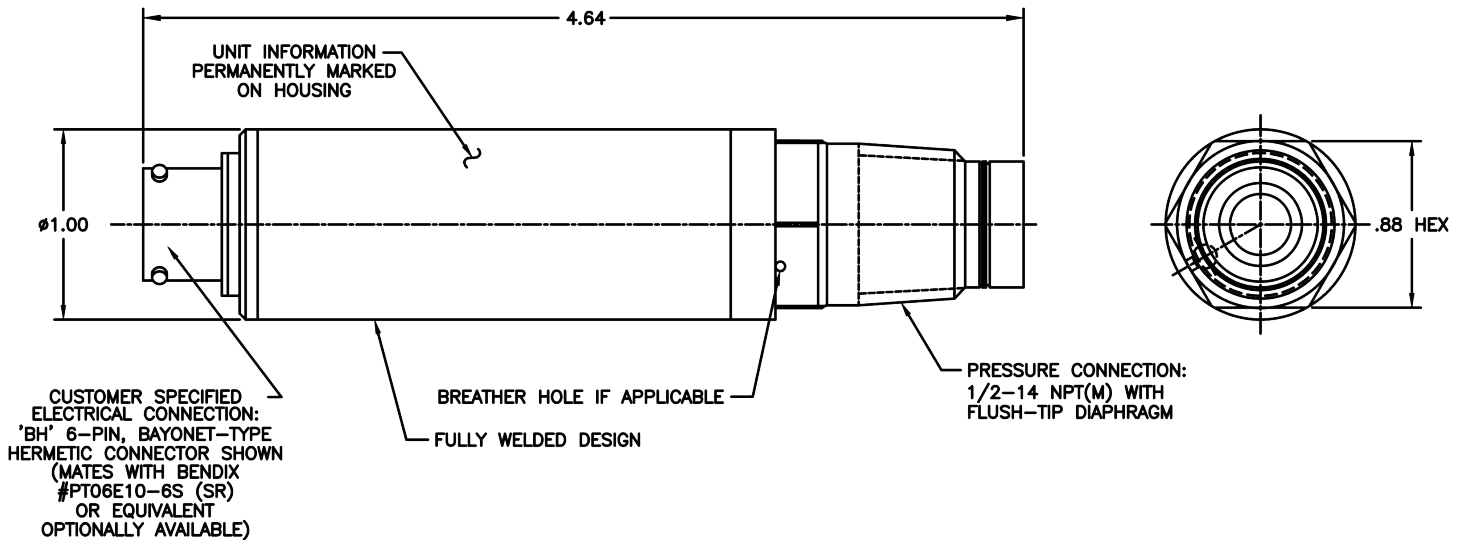
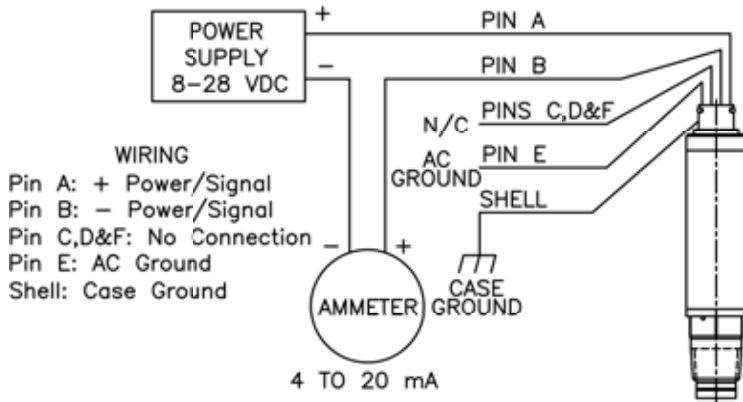
Connection Diagrams & Wiring

The standard wiring of your Viatran pressure transmitter is outlined below. If your unit was ordered with an alternate connector or special wiring refer to the wiring information permanently marked on your unit.

The 385 transmitter can be powered by a DC power supply ranging from 8 to 28 volts. With a 4-20 mA device please refer to the load/voltage chart (right) to identify the required input voltage for your specific system load



CONNECTION DIAGRAMS & WIRING



Information is accurate to the best of Viatran's knowledge. We reserve the right to change specifications at any time. Please contact Viatran for specific order inquiries.